

Application Guidebook

For 2025-26 Entrants

(Updated on May 17, 2025)





KIU Academy - NISEKO

56-3 Motomachi, Niseko-cho,
Abuta-gun, Hokkaido 048-1544
TEL: 090-4295-1835

Email: kiu@niseko.kyotoiu.ac.jp

Web: niseko.kyotoiu.ac.jp

Application Requirements

Grades	1	2 - 5	6 - 10	11 - 12	
2025 Recruitment	○	○	○	×	
Language Requirement	Either English or Japanese native speaker	English native / fluent* * within one year of grade level	Either English or Japanese native speaker	NA	
Program Format	Bilingual Classes in English and Japanese	Classes primarily in English, plus Kokugo (native Japanese) and JSL (Japanese as a second language)	Bilingual Classes in English and Japanese	No classes offered in 2025	
Class Offerings Overview	Homeroom English and Japanese speakers study together (Bilingual) English / EFL / Japanese Students learn languages at different levels Math English and Japanese speakers study together Science / Social Studies Students with high English ability learn about science and social studies topics in a class called “special.” Students who are beginners in English focus more time each day on learning English and begin studying science and social studies in second grade. Art - Music - PE English and Japanese speakers study together in English	We will have a variety of classes available, including English, Math, Science, Social Studies, Art, Music, PE, Kokugo (Japanese for native speakers) and Japanese as a second language. Because of the number of students we expect, some grade levels will be combined for certain classes. All classes will take place at the school campus.	In the first year, the academic program will be geared to helping Japanese speakers improve their English skills while also providing native-level content for native speakers of English. Most classes will combine different grade levels and be taught in English, with a Japanese interpreter available when needed. Additionally, Kokugo (native Japanese) and a few classes taught in Japanese will be provided. In certain cases, students may also access high school classes and core subjects like math or science by connecting online with KIUA-Kyoto classes.	NA	
Application Period	For Fall 2025 applicants: Present - June 13, 2025* For Winter 2026 applicants: Open for applications *Applications will still be accepted after the above deadline; however, the grade levels and classes offered for Fall 2025 will be determined based on the applications received by the deadline. Therefore, if you apply after the deadline, there is a possibility that your child may not be able to enroll in the desired grade level or classes that best suit their needs.			NA	
How to Apply	1 - Fill the online student Application Form → → → → → → → → → → → → → → → → (https://www.surveymonkey.com/r/kiua-niseko) Please send the items 2 to 4 (also #5 when applicable) by registered mail to: KIU ACADEMY NISEKO - ADMISSIONS OFFICE 56-3 Motomachi, Niseko-cho, Abuta-gun, Hokkaido 048-1544 2 - ID photo (2.4 cm×3 cm) - Image file can be sent via email. 3 - A transcript from the last school attended covering all grade levels completed and/or currently enrolled at the time of application (Students who wish to enter the first grade do not need to submit this document.) 4 - Any existing academic test results (when available) Enclose a photocopy of test results (e.g. TOEFL, Eiken, etc.) 5 - (When applicable) The Scholarship Request Form → → → → → → → → → → → → → → → → 6 - Application fee: ¥25,000 Bank transfer to the account below: Beneficiary Bank THE KYOTO SHINKIN BANK SWIFT (BIC) Code: KYSBJPJZ Branch Name: Tanabe Branch Branch Address: 6-3-7 Tanabechuo, Kyotanabe-shi, Kyoto, 610-0334, JAPAN Beneficiary's Name: Kyoto International University Beneficiary's Address: 63-1 Yuden Tanabe, Kyotanabe-shi, Kyoto, 610-0331, JAPAN Beneficiary's Account Number: 038 - 3034757 Please contact the admissions office (090-4295-1835) if you do not receive a receipt notification within two weeks.			 	NA
Examination Schedule	For Fall 2025 applicants: second half of June 2025 (The exact time and date will be announced individually.) For Winter 2026 applicants: The date and time of your examination will be announced individually.			NA	
Examination Method *	Review of application documents and interviews (students and parents/guardians). In addition to the above, the placement test results will also be taken into consideration. *Please note that we cannot answer any inquiries regarding our admission decisions.			NA	
Placement Tests	English and Japanese	English - Math - Japanese		NA	
Notification of Results	For Fall 2025 applicants: first half of July 2025 For Winter 2026 applicants: within 2 weeks after the interview			NA	
Enrollment Process	Bank transfer to the designated account within two weeks of notification of acceptance.			NA	

	Tuition and Fees for 2025 - 2026		
	All grade levels	Payment Options	Type
Application Fee	¥ 25,000	Single payment at the time of application	One Time
Entrance Fee	¥300,000	Single payment at the time of enrollment	One Time
Facilities Fee	¥200,000		Annual
Tuition	¥1,200,000	Installments available (By Year, Term, Month)	

- **Entrance Fee** Please follow the instructions enclosed with the admission notice.
(See the “Enrollment Process” under the “Application Requirements.”)

- **Tuition**

Tuition Payment Options					
	Time of Enrollment	Amount	Payment Deadlines		
			1st Payment	2nd Payment	3rd Payment
Annual	Spring	¥1,200,000	February 25	-	-
By Term (appx. 5% installment fee)	Spring	¥420,000	February 25	July 25	November 25
	Fall		July 25	November 25	-
	Winter		November 25	-	-
By Month (appx. 10% installment fee)	Spring	¥110,000	February 25	25th of every month	
	Fall	¥125,000	July 25		
	Winter	¥146,000	November 25		

Other points to note:

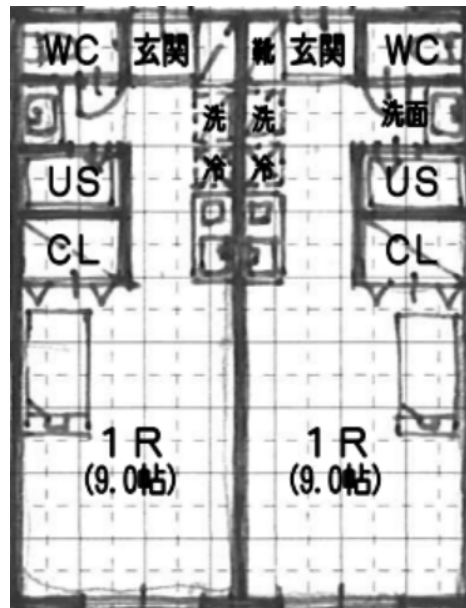
- **English / Bilingual Ability Discount:**
 - Tier A: ¥200,000 will be deducted from the annual tuition if your child has native English ability (able to succeed in academic English at or within one year of grade level).
 - Tier B: An additional ¥50,000 will be deducted from the annual tuition if your child is fluent in Japanese.
- **Miscellaneous Fees** → Summer / Winter Program (optional), clubs (optional), school supplies, etc.
- All fees are subject to change during enrollment.
- Application and entrance fees are non-refundable.
- Annual payment of tuition is available for Spring entrants only. Fall and Winter entrants must use the by-term or by-month payment options until the next academic year.
- Financial aid (case-by-case) and sibling discount are available. Please contact the school office for details. (Submit the financial aid application and related documents at the same time as your application for admission.)
- All fees must be paid by bank transfer.

STUDENT HOUSING

High school students (grade 10 or above) may live in school-owned apartments near the campus, if units are available. These units consist of single-occupancy, one-room (1R) setups furnished with essential items such as a bed, table, chair, and a small refrigerator. Each 1R apartment spans 26 square meters. Rent for these units, inclusive of utilities, is 72,000 yen per month (subject to change).

To express interest in securing a 1R apartment, applicants should indicate their preference on the online application form. The admissions office will communicate both the housing application outcome and the status of the student's enrollment application.

Additionally, the building includes larger apartment units specifically allocated for lease by school staff. Should any of these units remain unoccupied, families of students may have the opportunity to rent them. The school will share rental cost and further information if the availability of larger units arises. It is important to note that students in grades 1 to 9 must have a parent or adult guardian approved by their parent co-residing with the student to be eligible to apply.



KIU Academy Admissions Policy (Excerpt from the Parent-Student Handbook)

Procedure

Those interested in applying for admission should contact the Office of Admissions to request information and the application form.

Interviews and placement tests are administered (details depend on the grade level of the applicant). Results of the interview and tests, together with the content of school transcripts and application form, are considered by the school. The Office of Admissions makes a decision and the applicant is notified.

General Terms and Requirements

KIU Academy does not discriminate against students and parents on the basis of race, biological sex, national or ethnic origin, religion, color, or disability. Students from all backgrounds are accepted, but as a general rule students must be fluent in either Japanese or English and must demonstrate average intellectual ability. Learning disabilities must be specified in writing by a professional and include recommendations as to how the school is to support the student. A student's admission to and continued enrollment at KIU Academy are based on full disclosure of school records and known learning disabilities. Students with physical handicaps, as well as students with poor academic/behavioral records may be admitted on a provisional basis.

Age Requirements

To enter grade 1, a student must be six years-old at the start of the academic year (April 1). Exceptions may be granted at the discretion of the principal. Admission to grade levels

beyond first grade is considered based on the applicant's age, academic ability, maturity level and previous years of schooling.

Financial Aid

Financial aid may be available for families having difficulty affording tuition. Eligibility requires the release of personal financial records. Please contact the Office of Admissions for further information.

Tuition Refund

Tuition fees* may be refunded if the student's guardian submits an official Notice of Withdrawal to the school office no later than six weeks prior to the beginning of a new trimester. After that, there will be no refund for that trimester. There will be no refund for application fees, entrance fees, registration fees and facilities fees. Only tuition fees that were paid in advance are eligible for refund. Refunds will be charged a 5,000 yen domestic service fee and/or a 10,000 yen international service fee in addition to all bank transfer fees. *Tuition fees paid in one installment are recalculated as trimester installments (+5%).

Financial Delinquency

In the case of financial delinquency, school policy allows for the withholding of grades, transcripts, letters of reference and graduation diplomas. Students whose tuition is outstanding beyond 30 days may be barred from taking final exams and/or suspended. If payment is outstanding beyond 60 days, the student may be removed from the school roll.

School Calendar (2025-26)

